

ETF maths (and English)

**GAIL LYDON
REGIONAL SPECIALIST LEAD**

**NANAMIC
14TH JULY 2021**

Your Regional Specialist Lead can:

work with providers and practitioners to identify training needs and advise on appropriate solutions within the ETF offer including fully funded and subsidised:

- individual/provider support
- courses
- resources
- events

Yorkshire & Humber



Gail Lydon

Maths and English

gaillydon@me.com

Also supporting West Midlands maths

Email [**gaillydon@me.com**](mailto:gaillydon@me.com)

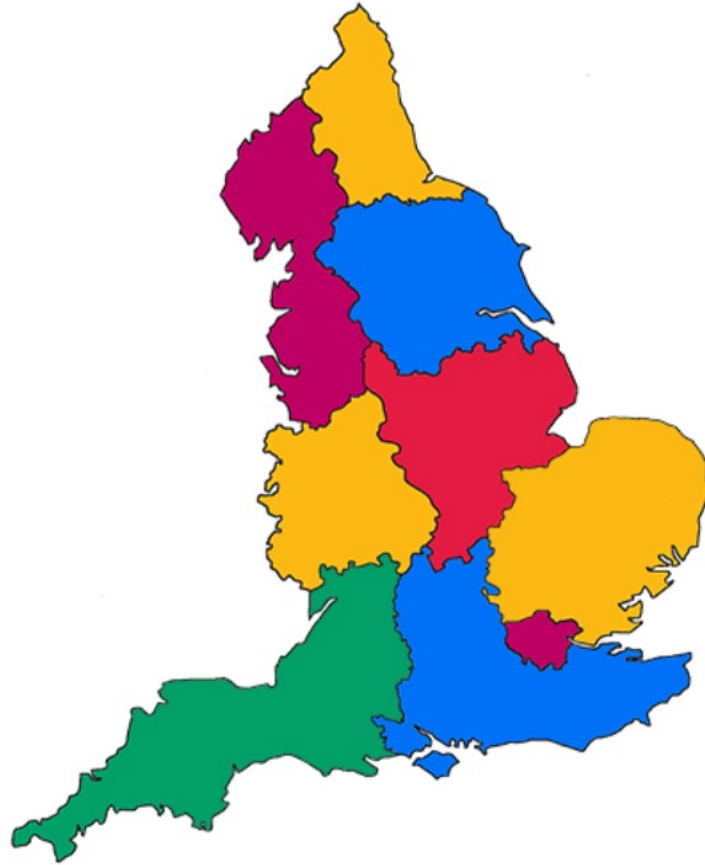
Twitter **@greatlearn**

Gail Lydon MA, CTeach

How to find your Regional Specialist Lead

<https://www.et-foundation.co.uk/supporting/professional-development/maths-and-english/regional-specialist-leads/>

Please select a region on the map:



Plan

- 01 What we do, why and who for
- 02 ETFs offer of support – an outline
- 03 Foundation online
- 04 The Excellence Gateway
- 05 The Society for Education and Training
- 06 Education and Training site
- 07 Summary & getting involved

How to find resources, support and get involved

What sector do you work in and what support would help?

Menti

On your phone go to:

www.menti.com

And use 5514 1665

01

**What we do, why and
who for**

What do we do, why and who for

Mission: enhance quality of FE and technical training for young people and adults

Mechanism:

- highly effective, professionally confident teachers and trainers;
- first class leadership of the sector;
- FE as the career of choice for ambitious professionals who wish to make a difference.

By placing Professional Learning and Development at the heart of everything we do:

- Professional standards, membership and status
- Enhance leadership capacity and capability
- Develop the workforce's capability to excel in teaching and training
- Growing the recruitment pipeline
- Inform decisionmakers with data, experience and insights

Funding

- £25m from the DfE (2020-21)

What do we do, why and who for

All our work is evidence informed.

02

Our offer of support

Our support

- Recruitment support
- Leadership support
- Digital development - Enhance
- SEND
- Prevent
- Mental health at work
- Data
- Maths and English
- T level professional development
- The Society for Education and Training (SET)
- Research opportunities e.g. Professional Development Groups, OTLA projects

RECRUITMENT SUPPORT

- Further Forces
- Taking Teaching Further
- SET for Teaching Success
- Talent to Teach
- FE Advice



Places to look <https://set.et-foundation.co.uk/etf-resources>

Education Training Foundation

<https://www.et-foundation.co.uk/> links to other sites

Society for Education and Training membership body

<https://set.et-foundation.co.uk/>

Excellence Gateway resources

<https://www.excellencegateway.org.uk/>

Foundation online courses for practitioners and
managers

03

Foundation Online

Foundation online Courses for practitioners

<https://www.foundationonline.org.uk/>




Courses



CEOs and Principals



T Levels



Safeguarding




Prevent



Leadership and management



Teaching and learning



Maths, English and ESOL



SEND



Equality and diversity



Governance



Apprenticeship Support



Digital Skills



English

GCSE and Functional Skills Self Evaluation

Learning Modules

Summative Tests - GCSE

Summative Tests - Functional Skills



Maths

GCSE and Functional Skills Self Evaluation

Learning Modules

Summative Tests - GCSE

Summative Tests - Functional Skills



Subject Leadership Maths
and English

Explain outcome and progress data for Maths and English

Use outcome and progress data to improve teaching, learning and assessment in Maths and English

Monitoring progress without data in teaching, learning and assessment



ESOL

Supporting ESOL learners with grammar

Supporting ESOL learners with literacy



Embedding maths and
English in apprenticeships

Learning Modules

04

Excellence Gateway

Excellence Gateway <https://www.excellencegateway.org.uk/>



HOME

SEND

TVET

ESOL

ENGLISH

MATHS

STRATEGIC
LEADERSHIPINTERACTIVE
MATHS &
ENGLISHPRACTITIONER
RESEARCH &
EVIDENCE
PORTALSCHOLARSHIP
FRAMEWORK

Search and browse over 7,000 expert resources throughout the education and training sector or search using the filters in Discover resources.



Search resources...



Maths Exhibition Site

See resources available on the Maths exhibition site

Discover resources

Combine your search criteria. You can select more than one category.

Theme



OR

Subject area

**DISCOVER 7,990 RESOURCES**

Try our Digital courses on Enhance



Try our courses on Foundation Online



Special Educational Needs and Disabilities (SEND)

- Excellence Gateway – SEND Exhibition site
- Centres for Excellence in Special Educational Needs and Disabilities (SEND)
- <https://send.excellencegateway.org.uk/centres-for-excellence>

Home > Centres for Excellence in Special Educational Needs and Disabilities (SEND):

Centres for Excellence in Special Educational Needs and Disabilities (SEND):



Three **national** Centres for Excellence in Special Educational Needs and Disabilities (SEND) will provide expert support for leaders, managers and practitioners who wish to put learners with SEND at the centre of their organisation as part of a Department for Education (DfE) funded national programme.

Each Centre will host a SEND Strategic Leadership Hub led by **Corrienne Peasgood, Mandie Stravino and Dr Paul Phillips** who will offer **free** support to leaders from **all** types of provider across England's Further Education (FE) sector. Each centre will also host communities of practice to provide support to managers and/or practitioners. There will be lots to choose from. Why not take a look below at the first offers now?

People led by Weston College

Curriculum led by Derby College

Community led by City College Norwich

How to ensure organisations take care of their staff and all learners with a particular focus on their mental, social and emotional needs.

How to ensure that the curriculum always has a clear purpose so that learners with SEND have potential to achieve their aspirations.

How to ensure that learners with SEND are progressing into and being present within communities who recognise and embrace their potential.

The aim of this transformational programme is to place inclusion right at the centre of further education so that difference is valued and all learners fulfil their aspirations.

Get involved whether you are a leader, manager, teacher, trainer or support worker, connect with a Centre for Excellence (CfE) leadership hub or a community of practice and make a difference. Each CfE will be offering you different opportunities to engage with them. These will be highlighted on this page and through social media.

Please share this information as widely as possible and use social media **#SENDinFE** to identify themes for both leaders and communities of practice to explore.

Join us for our free activities being run by the Centres for Excellence by visiting our **Leadership offer** and **Communities of Practice** pages

Centre for Excellence in SEND: People



Centre for Excellence in SEND: Curriculum



Centre for Excellence in SEND: Community



HOME

SEND

TVET

ESOL

ENGLISH

MATHS

STRATEGIC
LEADERSHIPINTERACTIVE
MATHS &
ENGLISHPRACTITIONER
RESEARCH &
EVIDENCE
PORTALSCHOLARSHIP
FRAMEWORK

Search and browse over 7,000 expert resources throughout the education and training sector or search using the filters in Discover resources.



Search resources...



Maths Exhibition Site

See resources available on the Maths exhibition site

Discover resources

Combine your search criteria. You can select more than one category.

Theme



OR

Subject area

**DISCOVER 7,990 RESOURCES**

Try our Digital courses on Enhance



Try our courses on Foundation Online



RAISING STANDARDS IN MATHS

Raising standards through recruitment, staff development and the provision of effective learning resources

AN EXCELLENCE GATEWAY

EXHIBITION SITE

HOME

TEACHING, LEARNING AND
ASSESSMENT

LEADING AND MANAGING

WORKING WITH EMPLOYERS

CPD MODULES



Welcome to the Excellence Gateway's Maths exhibition site

British values maths resources and guidance from Entry to level 3


	Entry level	Level 1	Level 2	Level 3
‘If Britain was 100 People...’ Respect and tolerance & Individual liberty	<ul style="list-style-type: none"> • Number bonds • Simple percentages • Employing critical thinking to real life 	<ul style="list-style-type: none"> • Fractions • Ratio • Simplifying • Employing critical thinking to real life 	<ul style="list-style-type: none"> • Rounding • Ratio • Interpreting data • Estimation • Employing critical thinking to real life 	<ul style="list-style-type: none"> • Mathematical modelling of exponential functions • Evaluating the suitability of the model
General elections: democracy and rule of law	<ul style="list-style-type: none"> • Interpreting information from bar charts • Identifying averages • Employing critical thinking.... 	<ul style="list-style-type: none"> • Fractions • Simplifying • Rounding & estimations • Calculating averages • Comparing numbers 	<ul style="list-style-type: none"> • Percentage • Rounding • Calculating averages & quartiles • Box plots • Comparing data 	<ul style="list-style-type: none"> • Box plots • Mean & standard deviation • Outliers • Data analysis



DEMOCRACY	INDIVIDUAL LIBERTY	RESPECT & TOLERANCE	RULE OF LAW
-----------	--------------------	---------------------	-------------

Fundamental British Values

Level 1



If Britain was 100 People...

There are almost 67 million people living in Britain today. We are home to a wide variety of people with different faiths, beliefs and backgrounds. We are multicultural.

- Work out how many people out of 100 if...
 - $\frac{1}{5}$ have no religion
 - $\frac{1}{25}$ are Muslim
 - $\frac{3}{5}$ are Christian
 - How many people have a different religion?

- If 76 people support the monarchy, what fraction does not?

- 2 out of 100 people are mixed heritage.

Write this as a fraction.

Simplify your answer.

- In the June 2016 there was a referendum to leave or remain in the European Union. 37 voted 'leave' and 34 people voted 'remain'. What is the fraction of people who did **not** vote?

- Using your answers from Question 1, what is the ratio of Christian to no religion in its simplest form?

- If your local area was shown as 100 people, would the picture be the same as the whole of Britain?

Why?

Data sources can be found at commonslibrary.parliament.uk

The Education and Training Foundation is a registered charity in England and Wales (charity number 1153859) and a company limited by guarantee, registered in England and Wales (company number 08540597). ETF Services is a company registered in England and Wales (company number 9511877), and a wholly owned subsidiary of the Education and Training Foundation. Registered address: 157-197 Buckingham Palace Road, London SW1W 9SP



DEMOCRACY	INDIVIDUAL LIBERTY	RESPECT & TOLERANCE	RULE OF LAW
-----------	--------------------	---------------------	-------------

Fundamental British Values

Level 2

During an election or referendum, there are two types of data, how many **register** to vote, and how many voted. Once people have voted, the data can be collected and studied. The "turnout" in an election compares the number of people who are **registered** to vote and the number of people who **actually** **voted**.

"But why should I vote? It won't make a difference!"

If you don't vote, you don't have a say. Your vote is so important to your protecting democratic rights as it gives you a voice amongst the masses. Every vote is counted for and does make a difference.

Using the two sets of data below, answer the following questions:

Data Set 1				Data Set 2			
Year	Electorate	Total Votes	% Turnout	Year	Electorate	Total Votes	% Turnout
1918	20,882,870	10,478,119	50	1970	39,364,459	28,344,552	
1922	20,350,670	13,757,372	68	1974 (Feb)	39,754,691	31,335,678	
1923	20,800,004	13,960,391	67	1974 (Oct)	40,073,473	29,189,358	
1924	21,595,813	15,906,138	74	1979	41,090,264	31,207,539	
1929	28,651,388	21,735,004	76	1983	42,691,975	30,670,909	
1931	29,290,270	20,714,679	71	1987	43,182,260	32,520,319	
1935	30,896,920	20,940,606	68	1992	43,248,681	33,609,139	
1945	33,171,639	23,964,205	72	1997	43,846,343	31,286,284	
1950	34,272,184	28,751,649	84	2001	44,403,238	26,367,383	
1951	34,616,980	28,596,100	83	2005	44,179,682	21,149,332	
1955	34,850,880	26,760,089	77	2010	45,597,461	29,687,604	
1959	35,395,321	27,862,430	79	2015	46,354,197	30,697,525	
1964	35,894,254	27,659,518	77	2017	46,836,533	32,204,184	
1966	35,962,124	27,264,577	76	2019	47,562,702	32,014,850	

- Calculate the percentage (%) turnout for data set 2 (to the nearest 1%).
- Calculate the lower quartile, median and upper quartile of the percentage (%) turnout in each data set.
- What is the inter quartile range of the percentage (%) turnout in each data set?
- Draw 2 box plots to represent these data sets, using the same scale.
- Use your box plots to compare the data sets. What does that comparison tell you?

Data sources can be found at commonslibrary.parliament.uk

The Education and Training Foundation is a registered charity in England and Wales (charity number 1153859) and a company limited by guarantee, registered in England and Wales (company number 08540597). ETF Services is a company registered in England and Wales (company number 9511877), and a wholly owned subsidiary of the Education and Training Foundation. Registered address: 157-197 Buckingham Palace Road, London SW1W 9SP

HOME

SEND

TVET

ESOL

ENGLISH

MATHS

STRATEGIC
LEADERSHIPINTERACTIVE
MATHS &
ENGLISHPRACTITIONER
RESEARCH &
EVIDENCE
PORTALSCHOLARSHIP
FRAMEWORK

Search and browse over 7,000 expert resources throughout the education and training sector or search using the filters in Discover resources.



Search resources...



Maths Exhibition Site

See resources available on the Maths exhibition site

Discover resources

Combine your search criteria. You can select more than one category.

Theme



OR

Subject area

**DISCOVER 7,990 RESOURCES**

Try our Digital courses on Enhance



Try our courses on Foundation Online



Interactive maths

<https://www.excellencegateway.org.uk/interactive-resources>

Example: [Level 1 area](#)

05

**Society for Education
and Training**

<https://set.et-foundation.co.uk/>

Part of the ETF

Membership body

Runs QTLS and ATS (Professional Status)

21,000 members

Produces resources available to members and many to non-members e.g.

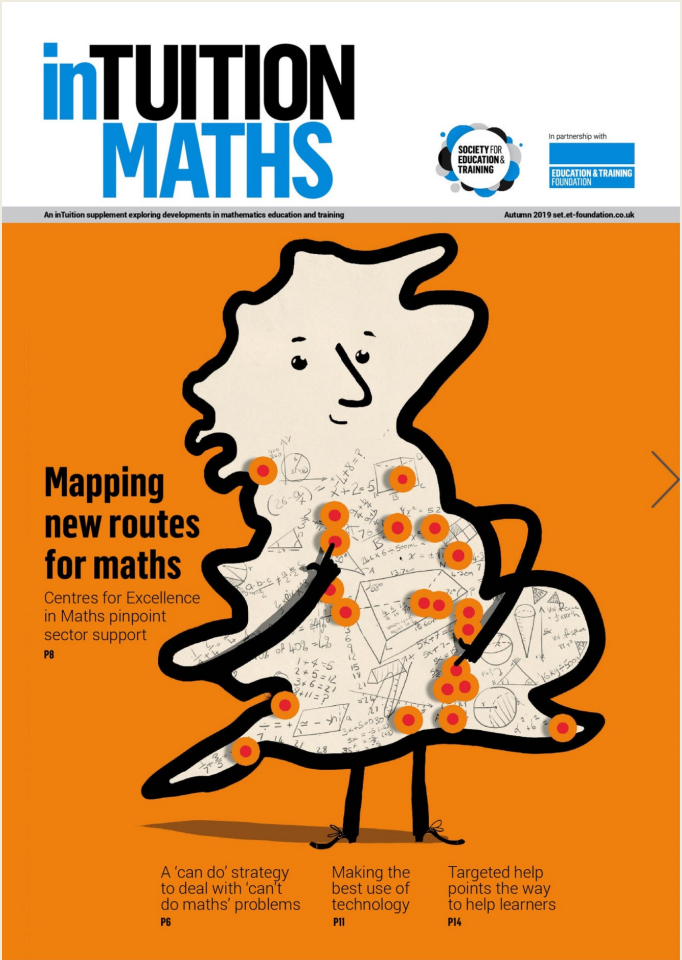
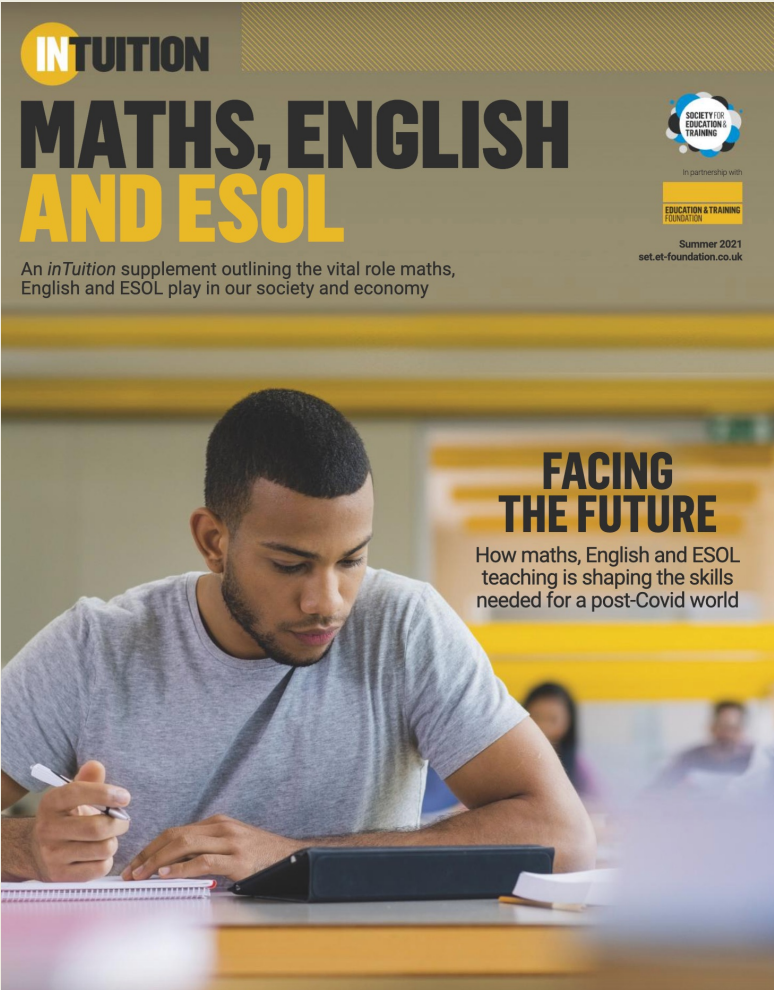
<https://set.et-foundation.co.uk/>

Produces resources available to members and many to non-members e.g. articles and training
[Lighten up! Injecting humour into maths teaching](#)

Geoff Petty – [teaching students to speak maths](#)

Recorded [webinars](#) e.g. [Problem-based learning](#)

Supplements from SET that you can download



06

**Education and Training
Foundation site**

#ETFSupportsFE IN RESPONSE TO COVID-19



ABOUT THE ETF

Improving the quality of teaching and leadership in the Further Education and Training sector.

EdTech Digital Support

Strategy, framework and learning modules to develop the use of technology in teaching and assessment.

Learn more



Society for Education and Training

The membership body dedicated to professionals working across further education, vocational teaching and training.

Learn more



Apprenticeship Workforce Development

Launched in January 2021, to support staff delivering apprenticeships with the teaching skills, subject knowledge and confidence.

Learn more



Professional Standards

An aspirational framework for all teachers and trainers with "How to" guides.

Learn more



Centres for Excellence in Maths

A national improvement project aimed at delivering a step change in maths teaching up to Level 2 in post-16 settings.

Learn more



Teacher Recruitment

Programmes to promote the FE teaching profession and attract new teachers through different pathways.

Learn more



T Level Professional Development

High quality professional development offer to support those delivering T Levels in 2020, 2021 and beyond.

Learn more

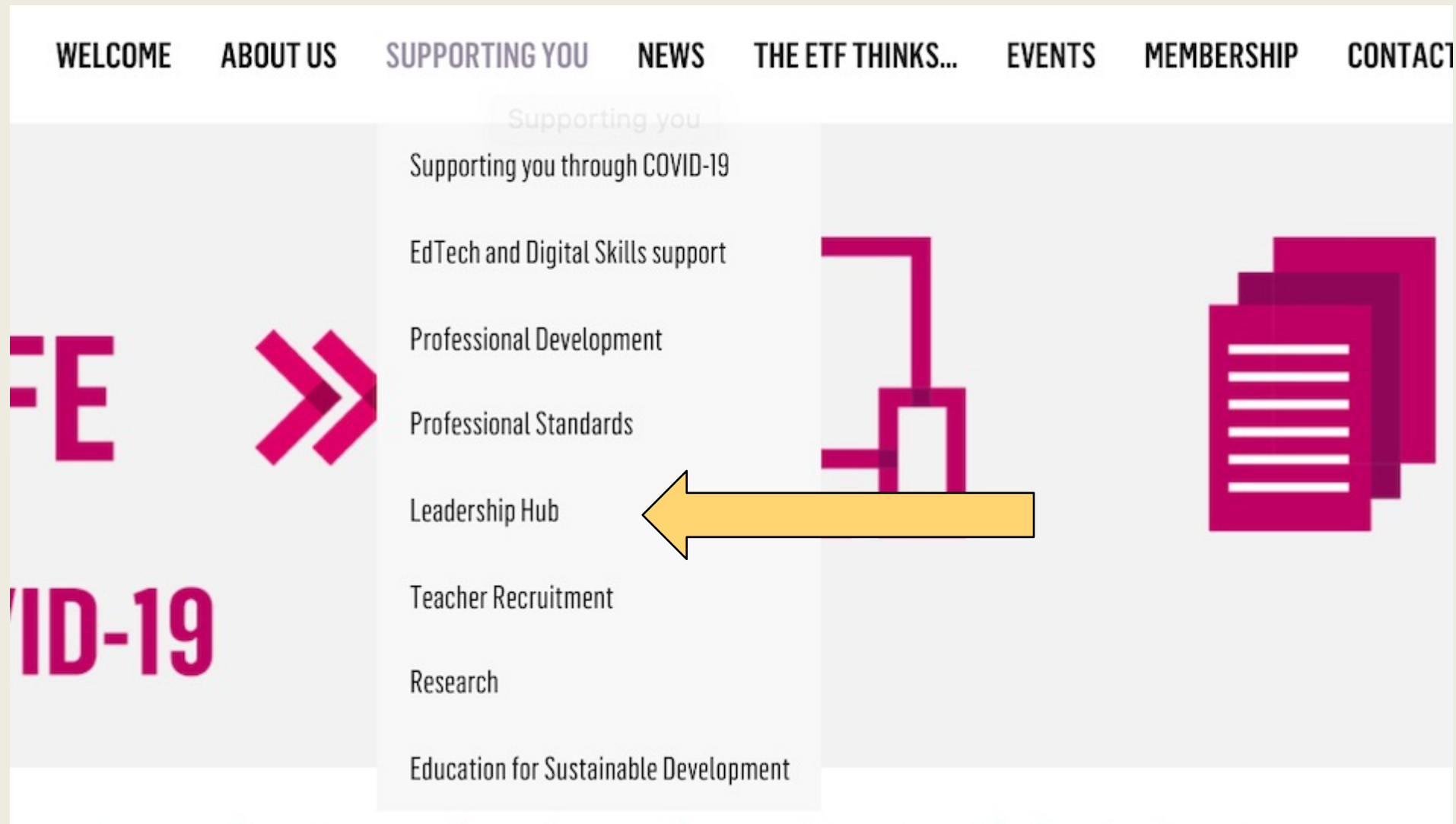


Safeguarding and Prevent

Safeguarding and Prevent is about safeguarding our learners to keep them both safe and within the law.

Learn more





Leadership

- Chairs and Governors
- Governor Recruitment Service
- Clerks and Governance Professionals
- CEO/Principals
- Preparing for CEO
- Middle Managers

<https://leadershiphub.etfoundation.co.uk/>

EDUCATION & TRAINING
FOUNDATION



OUR PARTNERS



Education
and
Employers



Safeguarding and prevent

Forums and webinars

ETF for FE and training website:

- Practitioners
- Support staff
- Governors and board members
- Leaders and managers
- Apprenticeships
- Training

<https://www.et-foundation.co.uk/supporting/professional-development/inclusion/prevent/>

Safeguarding and Prevent

Home » Supporting you » Professional Development » Inclusion » Safeguarding and Prevent

We are trusted by the Government to work within this sensitive area and are funded to support practitioners, leaders, organisations and employers, as well as provide resources for learners.

New module: Digital Safety

A new 'Digital Safety' module is now available, aimed at those who are responsible for digital safeguarding. The course runs for 3 weeks.

[Learn more about 'Digital Safety' module](#)

New module: Safer Recruitment

An updated Safer Recruitment module is available. It is an essential part of safeguarding children, young people and adults at risk.

[Learn more about 'Safer Recruitment' module](#)

New module: Safe Spaces

A new resource 'Creating a safe space online' was published to complement our guide 'Understanding and promoting positive behaviour in FE'.

[Learn more about 'Safe Space' module](#)

Forums

ETF Prevent for FE and training website

Prevent duty awareness raising modules

ETF Safeguarding training for FE

Side by Side: ETF learners

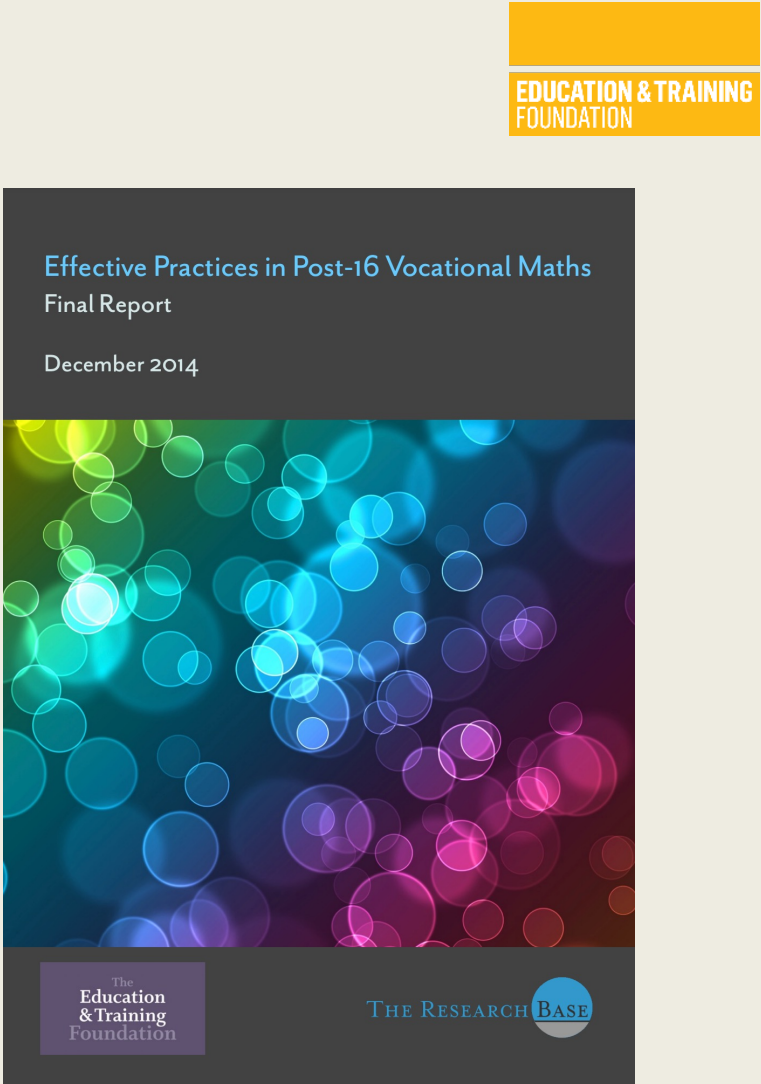
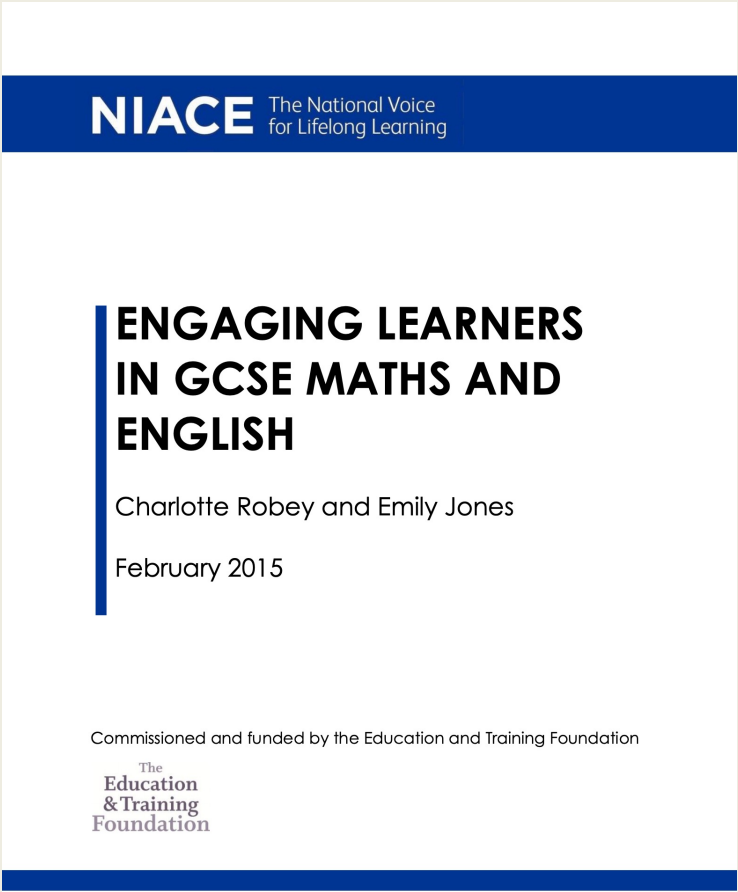
Bespoke in-house training for Providers

Training for Designated Safeguarding Leads

Joni Cunningham, Principal of Redbridge Institute of Adult Education speaks about how the ETF provided support for adopting the Prevent Duty.



Research examples



Research - Workforce data and SIR (Staff Individualised Record) Data Insights

Understanding trends and patterns within the FE sector workforce is important for providers, for policy makers, and for sector bodies.


Common themes, such as average salary, average age, gender balance, and percentage of qualified staff, help to inform decision making and strategic activity.

The 2018/19 report is the last the ETF has been asked to produce. Plans for the Education and Skills Funding Agency (ESFA) to assume responsibility for the collection of workforce data for FE were **announced by the Department for Education** in February 2020.

EdTech Digital Support

Strategy, framework and learning modules to develop the use of technology in teaching and assessment.

[Learn more](#)



Society for Education and Training

The membership body dedicated to professionals working across further education, vocational teaching and training.

[Learn more](#)



Professional Standards

An aspirational framework for all teachers and trainers with "How to" guides.

[Learn more](#)



Teacher Recruitment

Programmes to promote the FE teaching profession and attract new teachers through different pathways.

[Learn more](#)



T Level Professional Development

High quality professional development offer to support those delivering T Levels in 2020, 2021 and beyond.

[Learn more](#)



Apprenticeship Workforce Development

Launched in January 2021, to support staff delivering apprenticeships with the teaching skills, subject knowledge and confidence.

[Learn more](#)



Centres for Excellence in Maths

A national improvement project aimed at delivering a step change in maths teaching up to Level 2 in post-16 settings.

[Learn more](#)



Safeguarding and Prevent

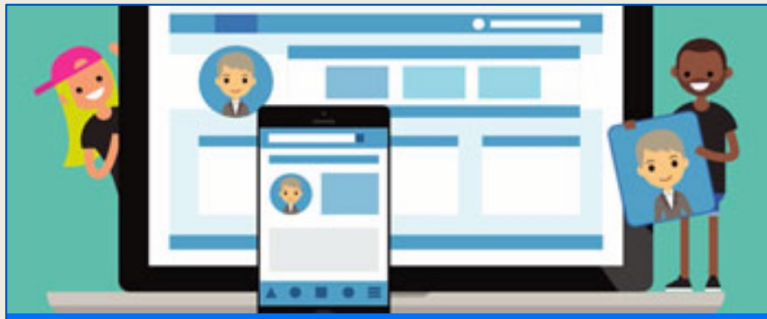
Safeguarding and Prevent is about safeguarding our learners to keep them both safe and within the law.

[Learn more](#)



- **Enhance Digital Teaching Platform** which offers free, bite-size, certified online self-learning training modules mapped to the Digital Teaching Professional Framework (DTPF).
- The ETF's focus has been on how technology can help teachers and trainers in their current professional practice, develop their understanding of how to redefine their pedagogic approaches with learning technologies.
- Delivering government's free 'essential digital skills' qualification for adults.

Four examples from ENHANCE



How to tread a positive digital footprint

Digital Wellbeing


★★★★☆ 4.6



The Flipped Classroom

Digital Practice

★★★★☆ 4.2



How to improve feedback using audio and video

Digital Assessment

★★★★☆ 4.3



Developing collaborative study skills

Study Skills

★★★★☆ 4.0



T LEVELS

**Whatever your subject you are likely to be
involved in the future**

- Workforce development for all providers that will deliver T Levels which is flexible, relevant, accessible and designed to embed learning.

- <https://www.etf-foundation.co.uk/supporting/professional-development/technical-education/t-levels/>

WELCOME TO THE ETF PROFESSIONAL DEVELOPMENT PLATFORM

This platform is designed to support you on your professional development journey. After creating your account and completing your profile, you will receive access to CPD, networks and wider resources from the ETF, gathered in one place and tailored to your particular role and needs.

What you need to do:

- **Step 1:** Create an account
- **Step 2:** Answer some questions to create your profile
- **Step 3:** Access relevant resources and tools for the programme you are interested in

T LEVELS

Most of the T Level offer is online, meaning that there is always training and support available to suit your schedule. There is a range of face-to-face activity planned and its method of delivery will be in line with current government guidelines. Once you have created an account and profile you can access the full list of resources, but we strongly recommend that you take the further steps to complete the Training Needs Analysis to be sure of getting the most out of the resources available.

APPRENTICESHIPS

The ETF's Apprenticeship Workforce Development (AWD) offer supports staff delivering apprenticeships with the teaching skills, subject knowledge and confidence they need for the benefit of their learners. The offer will provide trainers and leaders with access to online CPD until the end of the 2020-21 academic year at no cost to them.



T LEVELS

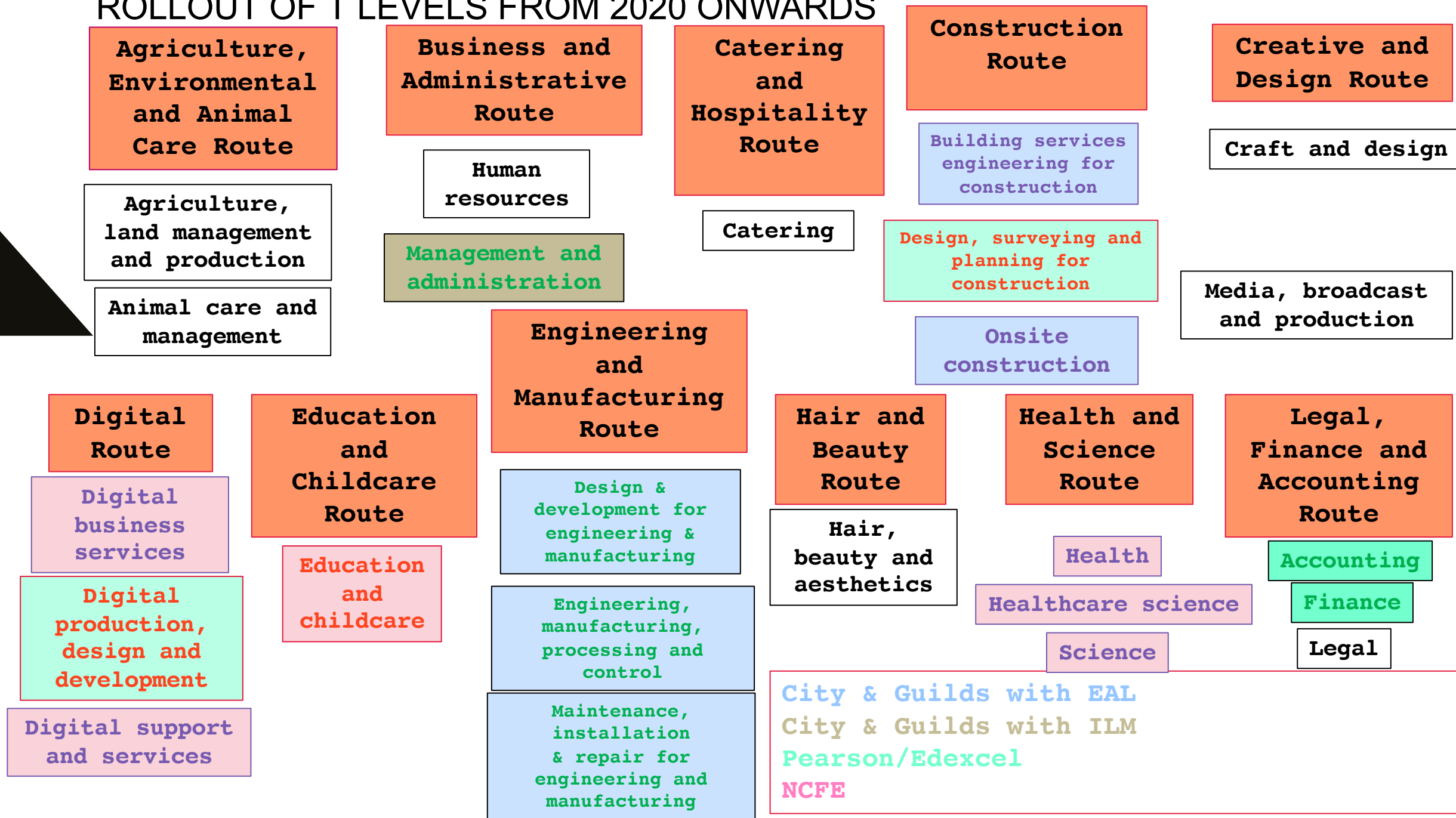
CREATE YOUR ACCOUNT



APPRENTICESHIP WORKFORCE DEVELOPMENT

CREATE YOUR ACCOUNT

ROLLOUT OF T LEVELS FROM 2020 ONWARDS



07

**Summary & getting
involved**

Accessing the support - summary

- Foundation online
- Excellence Gateway
- Regional Specialist Leads
- ETF website
- Society for Education and Training has its own website
- Enhance
- T level support
- SEND
- Safeguarding and prevent

Contact your RSL for updates e.g.:

- [OTLA8](#) – closes 2nd August
- [SunCett](#) practitioner research programme 2021-22
- [Advanced Practitioners Toolkit](#)
- Centres for Excellence in Maths ([CfEM](#))
- Communities of practice (e.g. SEND)
- Subject specific networks (national and regional)
- CPD opportunities

Free places on ETF courses

[Home](#) » [Supporting you](#) » [Courses](#) » Free places on ETF courses

- Free places are available on a range of Education and Training Foundation (ETF) courses for applicants who satisfy one of three criteria:
- those working in one of the **12 opportunity areas** (Blackpool, Bradford, Derby, Doncaster, Fenland and East Cambridgeshire, Hastings, Ipswich, Norwich, Oldham, Scarborough, Stoke, West Somerset)
- those working in organisations with **an annual turnover of less than £500,000**
- **disabled people** and those from **black and minority ethnic** communities, both of whom are **currently underrepresented on ETF courses**.

Join

Gail's email distribution list

You need to email and ask GDPR!
gaillydon@me.com

I share my Padlet link below my signature

Join SET while you are a student – its fully funded.

GAIL LYDON

GAILLYDON@ME.COM

@GREATLEARN

ETFOUNDATION.CO.UK

**THANK YOU
ANY QUESTIONS?**